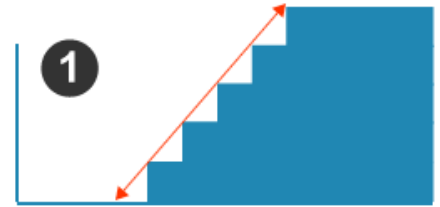
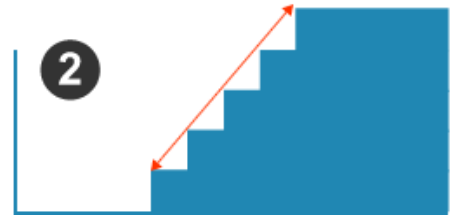




Measurement 1: Stand at the top of stairs and extend the tape measure down to the landing, letting it rest on edge of each tread. The tape should not sag or bend along the way. Record the distance from the edge of the upper landing to where the end of the tape measure rests on the landing at the bottom of the stairs.



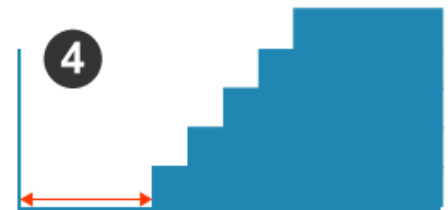
Measurement 2: Measure from the edge of the upper landing (like Measurement 1) to the edge of the first stair's tread at the bottom.



Measurement 3: Measure the width of your stair's treads.

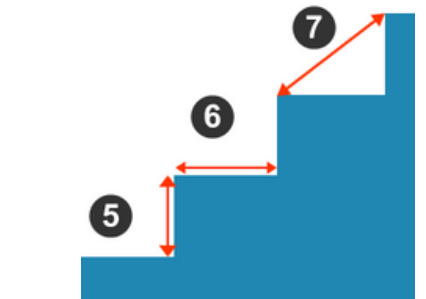


Measurement 4: Measure from the edge of the first stair at the bottom to the wall (or door), if there is one.



Measurements 5-7: These are the tread measurements.

Measurement 8: Measure from the top step to the nearest door, wall or other obstruction at the top of the stairs.



Measurements

- Measurement 1: _____ inches
- Measurement 2: _____ inches
- Measurement 3: _____ inches
- Measurement 4: _____ inches
- Measurement 5: _____ inches
- Measurement 6: _____ inches
- Measurement 7: _____ inches
- Measurement 8: _____ inches

